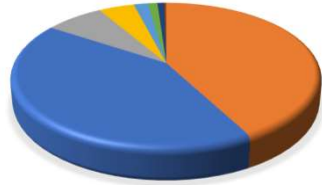


### Características

Renda Fixa CDI	42,19%
Renda Fixa Inflação	42,09%
Fundos de Participações	7,29%
Renda Variável	4,40%
Internacional Europa	1,78%
Fundo Imobiliário	1,16%
Internacional Global	0,89%
Empréstimos	0,21%



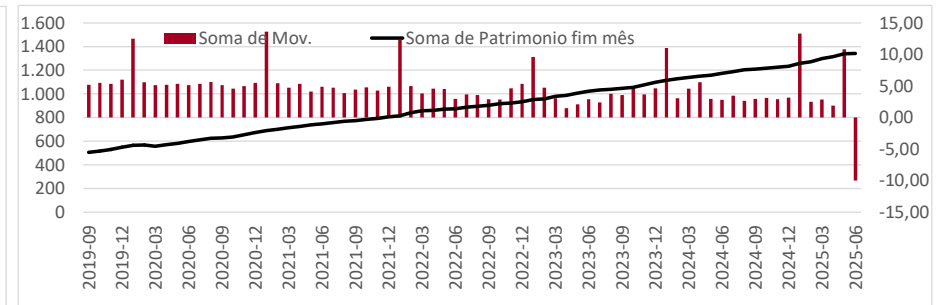
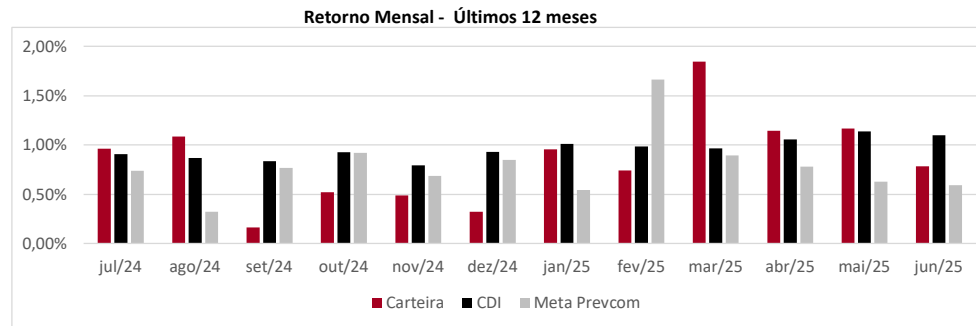
**Política de Investimentos:** Investe os recursos, principalmente, em cotas de fundos que atuam em diversos mercados, sem o compromisso de concentração em fator de risco específico.

Meta Prevcom:  
IPCA+5% até 04/20  
IPCA+4% até 12/24  
IPCA+4,5% 2025

Retorno (%)	Ano	12 meses	24 meses
Carteira	6,82%	10,66%	21,80%
CDI	6,42%	12,14%	25,24%
IPCA	2,99%	5,35%	9,80%
Meta Prevcom	5,21%	9,80%	18,97%
IMA-B5	6,04%	8,96%	17,92%
Poupança	3,99%	7,64%	15,53%
IBOVESPA	15,44%	12,06%	17,59%
MSCI World	-4,30%	12,56%	53,68%
MSCI Europe	6,34%	13,23%	41,92%

\* Cf. MP 567/12

### Gráficos



Retorno Mensal (%)	jun/25	mai/25	abr/25	mar/25	fev/25	jan/25	dez/24	nov/24	out/24	set/24	ago/24	jul/24
Carteira	0,79%	1,17%	1,14%	1,85%	0,74%	0,96%	0,32%	0,49%	0,52%	0,17%	1,09%	0,96%
CDI	1,10%	1,14%	1,06%	0,96%	0,99%	1,01%	0,93%	0,79%	0,93%	0,84%	0,87%	0,91%
IPCA	0,24%	0,26%	0,43%	0,56%	1,31%	0,16%	0,52%	0,39%	0,56%	0,44%	-0,02%	0,38%
Meta Prevcom	0,59%	0,63%	0,78%	0,89%	1,66%	0,55%	0,85%	0,69%	0,92%	0,77%	0,32%	0,74%
IMA-B5	0,45%	0,62%	1,76%	0,55%	0,65%	1,88%	-0,28%	0,36%	0,74%	0,40%	0,59%	0,91%
Poupança	0,67%	0,67%	0,67%	0,61%	0,63%	0,67%	0,58%	0,57%	0,60%	0,57%	0,57%	0,57%
IBOVESPA	1,33%	1,45%	3,69%	6,08%	-2,64%	4,86%	-4,28%	-3,12%	-1,60%	-3,08%	6,54%	3,02%
MSCI World	-0,38%	6,58%	-0,69%	-6,38%	-0,50%	-2,58%	-0,45%	9,45%	3,90%	-2,06%	2,40%	3,59%
MSCI Europe	-2,54%	4,66%	2,34%	-2,47%	3,86%	0,58%	-0,25%	2,83%	-0,27%	-3,38%	3,61%	3,98%

### Composição da Carteira

## Retorno Nominal em % | Retorno Relativo ao índice de referência

Performance dos Fundos em Carteira			Mês			Ano		12 meses		Início do investimento		Patrimônio	
Nome	Índice ref.	% PL	Início	Nominal	Relativo	Nominal	Relativo	Nominal	Relativo	Nominal	Relativo	Volatilidade	R\$ milhões
Bela Cintra FI RF	Meta Prevcom	37,44%	13/nov/13	0,84%	0,25%	6,35%	1,14%	11,21%	1,40%	269,07%	42,96%	0,51%	R\$ 502,25
Itaú Institucional Optimus RF LP FICFI	CDI	6,87%	29/abr/22	0,98%	89,56%	4,98%	77,57%	11,79%	97,06%	44,60%	98,82%	0,75%	R\$ 92,14
Itaú Inst Global Dinâmico RF	CDI	6,33%	20/fev/20	1,21%	109,88%	6,19%	96,47%	12,03%	99,03%	62,56%	104,47%	0,55%	R\$ 84,90
BTGP Economia Real FIP Multi	IPCA+6,5%	4,00%	19/out/20	-0,17%	-0,91%	12,12%	5,94%	10,92%	-1,25%	133,59%	52,46%		R\$ 53,70
Itaú Institucionais Legend RF LP Fc	CDI	3,87%	02/out/19	1,29%	117,28%	6,23%	97,12%	12,91%	106,27%	73,13%	116,48%	1,72%	R\$ 51,90
Itaú Inst BOV11 FIC FIA	Ibovespa	3,56%	04/ago/23	1,47%	0,13%	16,07%	0,63%	13,14%	1,07%	17,83%	1,64%	15,12%	R\$ 47,72
Santander RF Ref DI Tit Público Hiper	CDI	2,94%	21/nov/24	1,09%	99,60%	6,44%	100,26%			7,64%	99,45%	0,10%	R\$ 39,50
BNP Paribas Cred Inst FICFI RF CP LP	CDI	2,74%	11/out/23	1,14%	103,78%	6,74%	104,95%	12,63%	104,00%	22,22%	106,42%	0,12%	R\$ 36,82
Itaú Inst RF Inflação 5 FICFI	IMA-B5	2,65%	19/jun/19	0,43%	-0,01%	5,95%	-0,10%	8,76%	-0,20%	64,42%	-1,87%	2,31%	R\$ 35,56
XP Corporate Light FI RF CP LP	CDI	2,05%	24/jan/23	1,12%	101,95%	6,60%	102,78%	12,55%	103,35%	34,22%	106,18%	0,15%	R\$ 27,46
Bradesco RF Referenciado DI Federal E	CDI	1,93%	12/ago/24	1,07%	97,90%	6,28%	97,85%			10,50%	97,37%	0,10%	R\$ 25,95
Vot Allianzgi Euro Eq Growth FIM IE	MSCI Europe	1,78%	22/mai/19	-2,70%	-0,16%	-0,94%	-7,29%	-0,41%	-13,63%	99,87%	-1,99%	21,29%	R\$ 23,86
BB RF Referenciado DI Tit Pub	CDI	1,70%	20/fev/25	1,09%	99,50%					4,60%	99,22%	0,09%	R\$ 22,80
Sul America Cred Institucional ESG FI R	CDI	1,66%	21/jun/23	1,19%	108,36%	7,07%	110,12%	13,33%	109,76%	31,05%	120,86%	0,26%	R\$ 22,30
Bradesco Inst FIC FI RF IMA-B5	IMA-B5	1,58%	16/ago/23	0,41%	-0,03%	5,86%	-0,18%	8,60%	-0,36%	15,15%	-0,70%	2,33%	R\$ 21,16
Sul América Excellence FI RF CP	CDI	1,54%	24/jan/23	1,07%	97,67%	6,56%	102,22%	12,59%	103,67%	35,04%	108,70%	0,15%	R\$ 20,65
Porto Seguro RF DI CP	CDI	1,50%	18/jul/24	1,13%	103,34%	6,66%	103,67%			11,84%	102,72%	0,12%	R\$ 20,19
BTG Pactual Créd Corp I FIQFI RF CP	CDI	1,47%	30/ago/21	1,09%	98,99%	7,13%	111,06%	13,10%	107,91%	60,96%	114,17%	0,23%	R\$ 19,78
LFT	CDI	1,33%	05/dez/23	0,76%	69,01%	5,63%	87,78%	10,44%	86,01%	17,23%	91,23%		R\$ 17,80
MAG Renda Fixa FI	CDI	1,31%	13/set/23	1,11%	101,63%	6,70%	104,33%	12,22%	100,64%	22,43%	101,78%	0,17%	R\$ 17,62
Itaú Institucional RF Referenciado DI	CDI	1,24%	15/fev/24	1,11%	101,25%	6,51%	101,36%	12,25%	100,92%	16,77%	102,11%	0,10%	R\$ 16,61
BTG Pactual Inv de Impacto FIP Mult	IPCA+6,5%	1,24%	30/ago/21	-0,16%	-0,90%	20,35%	14,17%	19,53%	7,36%	47,10%	-11,16%	21,08%	R\$ 16,57
Itaú Soberano RF Simples LP FICFI	CDI	1,23%	02/set/19	1,09%	99,20%	6,38%	99,35%	12,03%	99,07%	62,53%	98,36%	0,09%	R\$ 16,56
Inter Corporate RF Crédito Privado	CDI	1,10%	15/mai/24	1,10%	100,66%	6,49%	101,11%	12,28%	101,16%	13,70%	101,39%	0,10%	R\$ 14,70
Schroder Sustent Ações Globais IS IE	MSCI World	0,89%	24/mai/24	-1,97%	-1,60%	-6,85%	-2,55%	4,94%	-7,62%	13,95%	-9,26%	21,73%	R\$ 11,89
AZ Quest Small Mid Caps Inst. FICFIA	SMLL	0,84%	09/jun/20	2,34%	1,30%	18,18%	-8,25%	21,81%	10,49%	33,55%	37,02%	11,20%	R\$ 11,33
BTG Pactual Explorer Inst FI RF LP	CDI	0,71%	13/mar/24	1,35%	122,60%	6,88%	107,12%	12,65%	104,17%	13,18%	85,00%	0,66%	R\$ 9,51
Tivio Banks RF Crédito Privado FI	CDI	0,65%	10/nov/23	1,12%	101,93%	6,48%	100,95%	12,37%	101,86%	20,41%	103,31%	0,10%	R\$ 8,76
BTG Pactual Economia Real II FIPM CL/	IPCA+8%	0,54%	04/mai/23	-0,62%	-1,47%	16,37%	9,47%	21,34%	7,60%	-2,94%	-32,59%		R\$ 7,25
Pátria Private Equity Fund VII Feeder Ir	IPCA+7%	0,53%	28/set/23	2,90%	2,12%	4,49%	-1,93%	9,28%	-3,42%	20,40%	-2,34%		R\$ 7,17
Spectra VI Institucional FIP Multiestrat	IPCA+8%	0,49%	31/mar/23	-3,35%	-4,20%	-2,75%	-9,65%	-11,15%	-24,89%	38,46%	7,15%		R\$ 6,57
Santander RF IMA-B5 Premium FICFI	IMA-B5	0,42%	18/dez/23	0,42%	-0,03%	5,92%	-0,12%	8,71%	-0,25%	12,74%	-0,41%	2,31%	R\$ 5,64
Rio Bravo Renda Varejo FII	IFIX	0,40%	20/dez/23	-1,73%	-2,36%	2,12%	-9,68%	-11,68%	-15,76%	-9,63%	-18,07%		R\$ 5,42
VBI Prime Properties FII	IFIX	0,39%	20/dez/23	-3,80%	-4,43%	3,61%	-8,18%	-10,36%	-14,43%	-15,03%	-23,47%		R\$ 5,21
Fator Verita Multiestratégia Imobiliári	IFIX	0,37%	22/jul/24	0,42%	-0,21%	12,18%	0,39%			-23,59%	-26,33%		R\$ 5,00
Perfin Voyager FIP Infra	IPCA+6%	0,26%	13/jun/24	0,47%	-0,23%	18,74%	12,80%	9,99%	-1,66%	85,55%	73,49%	29,95%	R\$ 3,53
Carteira de Empréstimos	CDI	0,21%	05/dez/23	0,76%	69,01%	5,63%	87,78%	10,44%	86,01%	17,23%	91,23%		R\$ 2,85
Vinci Partners IV Feeder	IPCA+6%	0,19%	25/abr/24	7,57%	6,87%	3,98%	-1,96%	-26,33%	-37,98%	-5,18%	-18,79%		R\$ 2,58
BTG Pactual Infraestrutura III FIP Multi	IPCA+8%	0,03%	02/jul/24	-6,01%	-6,86%	-7,57%	-14,47%			-42,07%	-55,71%		R\$ 0,37
Patrimônio Total: R\$													1.341,55